

Scaled data based on original data using
LM-79-08 Approved Method: Electrical and Photometric Measurements of Solid-
State Lighting Products

Test Report Prepared for
Cooper Lighting Solutions
(formerly Eaton)

Brand: McGRAW-EDISON

Report Number: P271791

Luminaire Tested: **ISW-AF-1000-LED-E1-RW-7027**

Issue Date: 3/3/2020

Test Information

Test Method: LM-79-08
Report Number: P271791
TEST IS SCALED FROM IESNA LM-79-08 TEST DATA (P29767)
Test Lab: INNOVATION CENTER-P2
Issue Date: 3/3/2020
Manufacturer: COOPER LIGHTING SOLUTIONS (FORMERLY EATON)
Product Line: MCGRAW-EDISON
Catalog Number: ISW-AF-1000-LED-E1-RW-7027
Description: IMPACT ELITE LED WEDGE LUMINAIRE
LIGHT SQUARE WITH ACCULED OPTICS-RECTANGULAR WIDE TYPE I
Light Source: (16) 2700K CCT, 70 CRI LEDs
Ballast/Driver: ELECTRONIC DRIVER

Summary

Lumens per Lamp: N/A
Luminaire Lumens: 5190 lumens
Efficiency: N/A
Efficacy: 95.1 lumens/watt
Luminous Opening: Rectangular (W 0.5' x L: 0.5' x H: 0')
IES Classification: Type II - Medium - Cutoff
BUG Rating: B2 - U1 - G2

Input Watts (W): 54.6
Input Voltage (V): 120
Input Current (Ain): NR
Voltage Rise (V): NR
Power Factor: NR
Total Harmonic Distortion (THDi): NR
Frequency (hertz): 60
Stabilization Time: NR
Operation Time: NR
Ambient Temperature (°C): NR
Test Distance: 25 FT

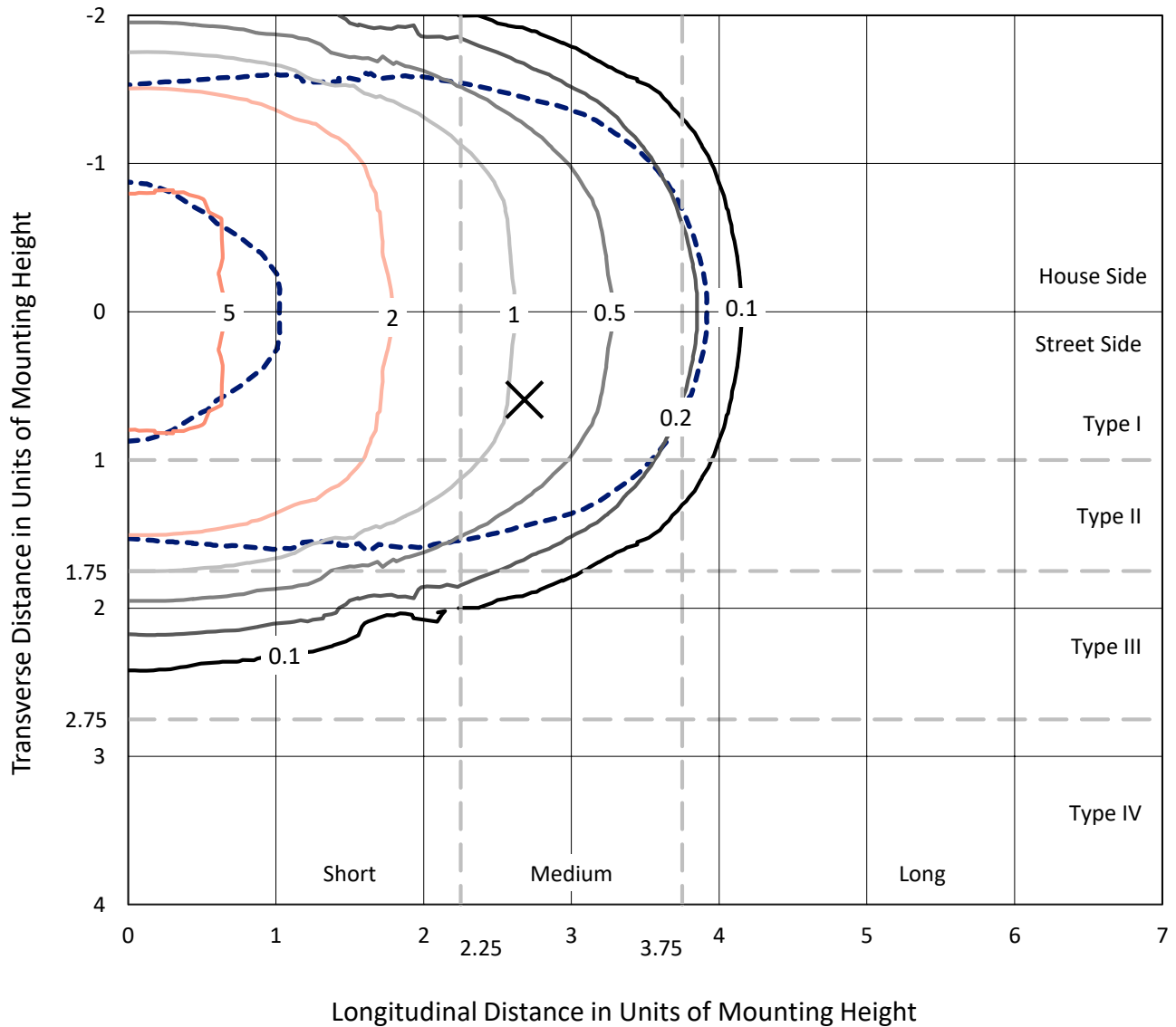


REPORT NUMBER: P271791

CATALOG NUMBER: ISW-AF-1000-LED-E1-RW-7027

Iso-Footcandle Lines of Horizontal Illumination

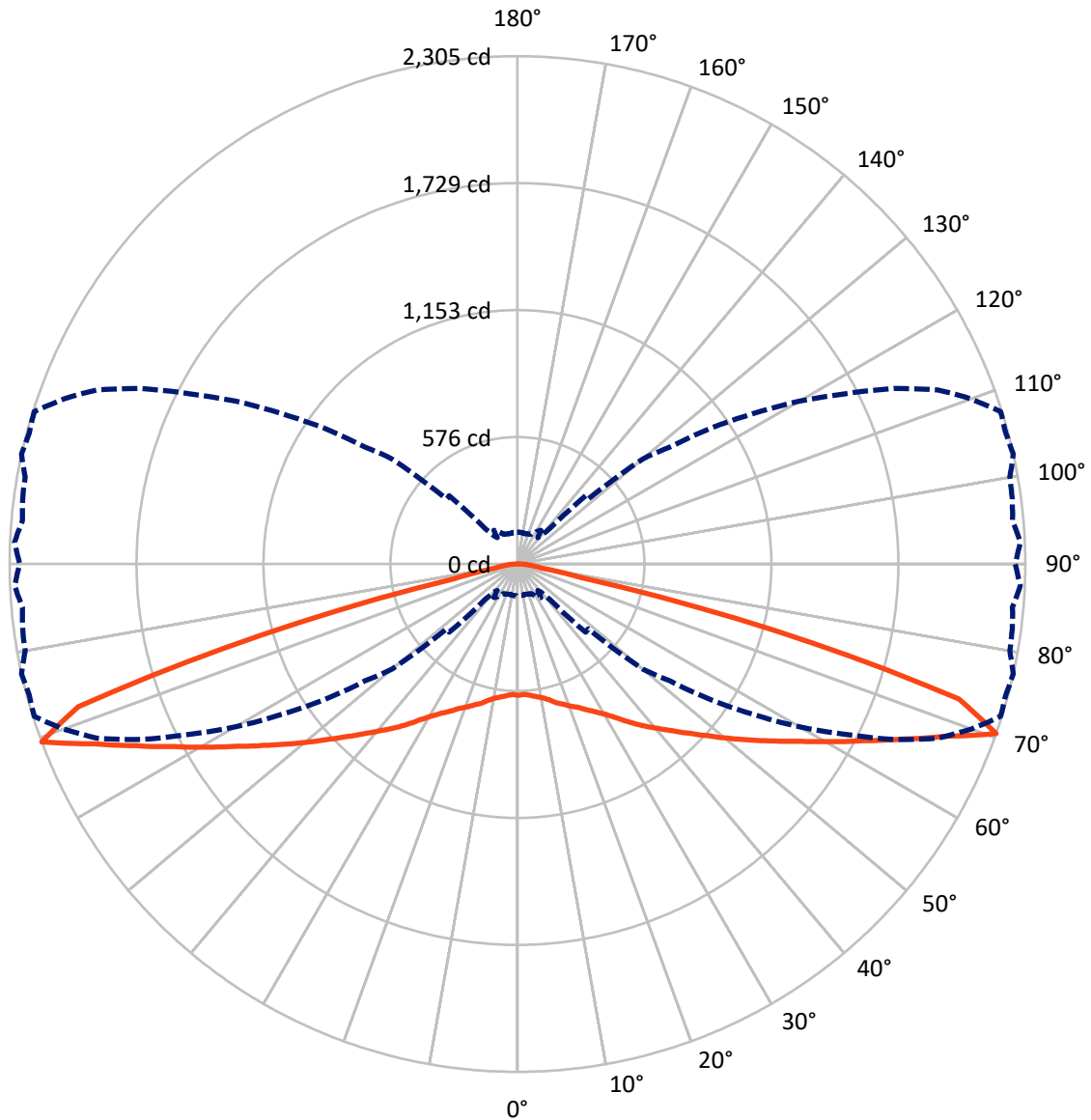
✕ Max cd
 - - - 1/2 Max cd



Based on 10 foot mounting height. Maximum calculated value = 6.2 fc
 Type II - Medium - Cutoff

REPORT NUMBER: P271791
CATALOG NUMBER: ISW-AF-1000-LED-E1-RW-7027

Luminous Intensity Polar Plot



— Vertical Plane Through 77.5-Deg Lateral - - - Horizontal Cone Through 70-Deg Vertical

REPORT NUMBER: P271791

CATALOG NUMBER: ISW-AF-1000-LED-E1-RW-7027

FLUX DISTRIBUTION:

		Downward	Upward	Total
House Side	Lumens	2594.6	0.4	2595.0
	% Fixture	50.0	0.0	50.0
Street Side	Lumens	2594.6	0.4	2595.0
	% Fixture	50.0	0.0	50.0
Total	Lumens	5189.2	0.8	5190.0
	% Fixture	100.0	0.0	100.0

Coefficient of Utilization

ZONAL LUMENS:

Zone	Lumens	% Fixture
0°-10°	57.6	1.1
10°-20°	180.2	3.5
20°-30°	338.2	6.5
30°-40°	591.1	11.4
40°-50°	963.6	18.6
50°-60°	1318.6	25.4
60°-70°	1213.0	23.4
70°-80°	474.2	9.1
80°-90°	52.8	1.0
90°-100°	0.8	0.0
100°-110°	0.0	0.0
110°-120°	0.0	0.0
120°-130°	0.0	0.0
130°-140°	0.0	0.0
140°-150°	0.0	0.0
150°-160°	0.0	0.0
160°-170°	0.0	0.0
170°-180°	0.0	0.0
0°-90°	5189.2	100.0
0°-180°	5190.0	100.0



REPORT NUMBER: P271791

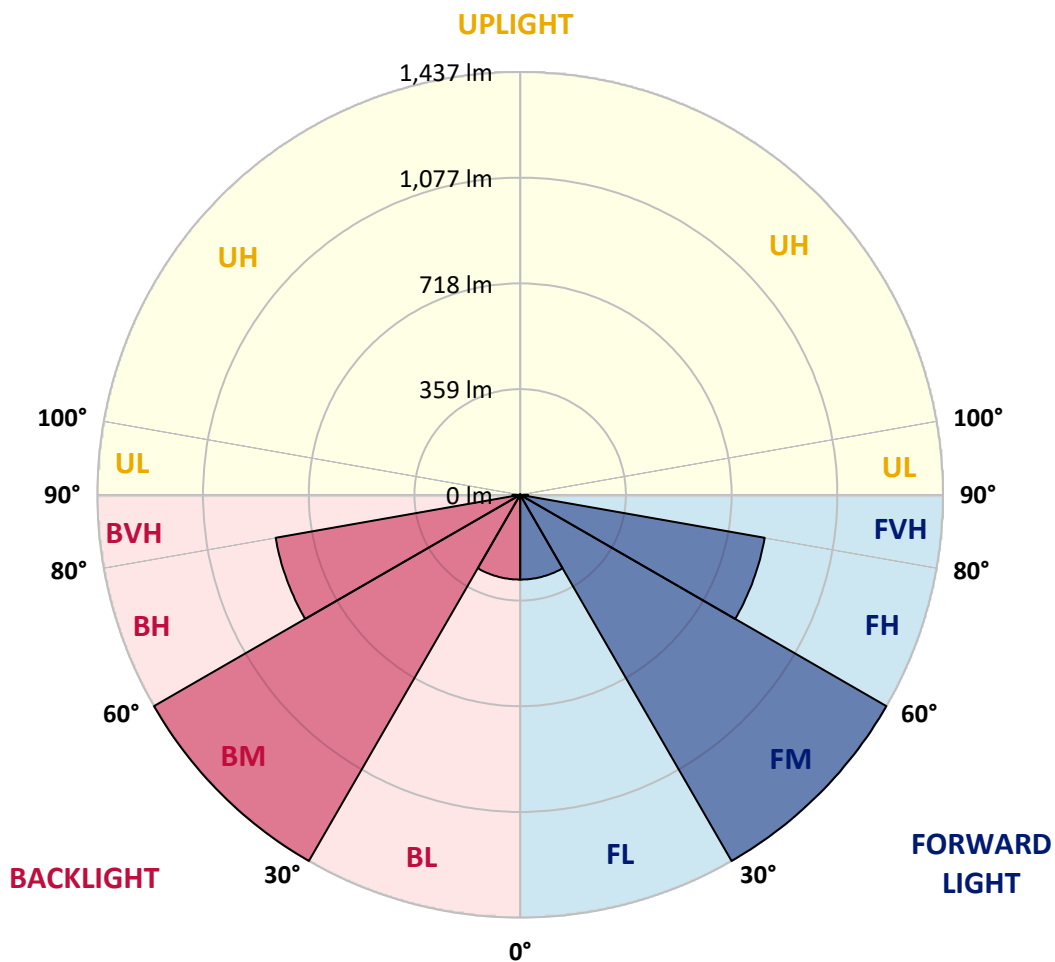
CATALOG NUMBER: ISW-AF-1000-LED-E1-RW-7027

LUMINAIRE CLASSIFICATION SYSTEM LUMEN TABLE AND BUG RATING:

Zone		Lumens	% Fixture	Zone Rating/Lumen Limit		
				B	U	G
FL	(0°-30°)	288.0	5.5			
FM	(30°-60°)	1436.6	27.7			
FH	(60°-80°)	843.6	16.3			G1/1800
FVH	(80°-90°)	26.4	0.5			G1/100
BL	(0°-30°)	288.0	5.5	B1/500		
BM	(30°-60°)	1436.6	27.7	B2/2500		
BH	(60°-80°)	843.6	16.3	B2/1000		G2/1000
BVH	(80°-90°)	26.4	0.5			G1/100
UL	(90°-100°)	0.8	0.0		U1/10	
UH	(100°-180°)	0.4	0.0		U1/10	

BUG Rating: B2-U1-G2

Type II Medium





REPORT NUMBER: P271791

CATALOG NUMBER: ISW-AF-1000-LED-E1-RW-7027

CANDELA DISTRIBUTION (FULL):

	0°	5°	15°	25°	35°	37.5°	40°	42.5°	45°	47.5°	50°
0°	596.3	596.3	596.3	596.3	596.3	596.3	596.3	596.3	596.3	596.3	596.3
2.5°	593.9	593.2	593.2	593.9	595.5	596.3	594.7	595.5	595.5	594.7	596.9
5°	595.5	594.7	595.5	596.9	599.3	601.5	600.8	600.8	601.5	600.0	603.8
7.5°	593.9	593.2	594.7	598.5	603.8	606.9	606.9	606.9	608.4	607.6	612.3
10°	587.0	586.2	590.1	596.9	606.9	609.2	611.5	612.3	616.9	616.9	621.4
12.5°	580.9	581.7	587.0	597.7	613.7	614.5	617.6	620.5	626.7	623.7	632.0
15°	583.2	584.8	591.6	604.6	626.0	625.2	627.5	630.6	640.5	633.7	647.4
17.5°	594.7	596.9	604.6	619.9	642.0	638.2	641.2	645.8	658.7	650.5	666.5
20°	613.0	616.1	624.4	641.2	661.8	658.1	661.2	666.5	681.7	673.3	689.3
22.5°	637.4	640.5	649.7	668.7	690.9	686.2	689.3	693.9	710.6	697.7	717.6
25°	670.2	673.3	683.3	703.0	728.3	723.0	724.4	727.4	745.1	729.9	748.8
27.5°	716.1	719.1	727.4	746.6	771.0	766.4	768.1	771.0	789.3	774.1	790.9
30°	774.1	777.1	784.8	803.8	824.5	819.2	821.4	823.7	840.5	825.3	838.9
32.5°	842.8	842.0	853.5	873.3	891.7	881.7	881.7	881.7	897.8	882.5	893.2
35°	923.6	923.6	935.1	954.2	971.0	959.6	954.2	951.1	968.7	949.7	957.2
37.5°	1012.2	1008.4	1026.0	1043.5	1059.6	1045.1	1040.5	1036.6	1049.7	1028.3	1032.2
40°	1106.2	1103.1	1122.2	1142.0	1152.7	1133.6	1129.8	1125.3	1139.1	1118.4	1117.6
42.5°	1191.6	1189.4	1213.8	1236.7	1249.6	1225.3	1219.9	1215.2	1230.6	1209.9	1205.3
45°	1264.2	1263.4	1291.7	1322.9	1345.8	1319.9	1316.1	1308.4	1323.7	1298.5	1296.3
47.5°	1320.7	1317.6	1351.9	1397.8	1434.4	1407.6	1406.9	1401.5	1417.6	1390.1	1387.1
50°	1358.9	1361.1	1398.5	1452.0	1511.5	1486.3	1488.6	1486.3	1510.1	1482.6	1486.3
52.5°	1365.7	1370.3	1418.3	1488.6	1571.9	1541.3	1558.8	1565.7	1595.5	1571.9	1579.4
55°	1283.9	1297.1	1370.3	1492.4	1609.2	1590.1	1612.3	1632.1	1674.1	1654.3	1668.1
57.5°	1101.5	1128.3	1213.0	1390.1	1604.6	1615.3	1660.3	1690.9	1742.0	1724.5	1756.5
60°	851.1	869.5	963.4	1170.3	1458.1	1472.6	1554.2	1651.3	1768.8	1793.2	1843.6
62.5°	557.3	568.0	659.5	869.5	1205.3	1209.9	1311.4	1437.5	1641.2	1694.7	1836.0
65°	276.4	290.8	339.6	500.7	844.2	838.2	949.7	1097.0	1361.1	1420.0	1649.6
67.5°	172.6	174.8	184.7	232.0	422.9	375.6	467.2	621.4	941.2	994.0	1285.6
70°	145.1	144.3	142.0	148.8	186.3	151.2	167.2	218.3	438.2	435.9	741.2
72.5°	133.6	131.3	125.2	124.4	129.7	119.0	120.6	123.7	175.6	147.3	285.5
75°	122.9	118.4	110.7	108.3	108.3	100.0	100.0	100.8	113.7	106.9	129.7
77.5°	110.0	104.7	96.9	94.0	90.9	81.7	80.8	81.7	91.5	85.5	96.9
80°	94.6	89.3	84.0	79.4	74.8	66.5	64.0	64.0	72.5	66.5	75.5
82.5°	82.5	75.5	74.0	66.5	59.6	51.9	49.7	45.8	53.4	46.5	56.5
85°	61.1	55.8	70.2	58.7	47.3	42.0	33.6	28.3	33.6	27.5	35.9
87.5°	35.1	32.8	61.8	46.5	42.0	45.1	27.5	19.9	19.0	16.8	19.9
90°	6.8	7.6	9.9	6.8	9.2	4.6	2.2	2.2	4.6	3.1	5.3
92.5°	0.0	0.0	0.0	0.0	0.0	0.0	0.0	0.0	0.0	0.0	0.0
95°	0.0	0.0	0.0	0.0	0.0	0.0	0.0	0.0	0.0	0.0	0.0
97.5°	0.0	0.0	0.0	0.0	0.0	0.0	0.0	0.0	0.0	0.0	0.0
100°	0.0	0.0	0.0	0.0	0.0	0.0	0.0	0.0	0.0	0.0	0.0
102.5°	0.0	0.0	0.0	0.0	0.0	0.0	0.0	0.0	0.0	0.0	0.0
105°	0.0	0.0	0.0	0.0	0.0	0.0	0.0	0.0	0.0	0.0	0.0
107.5°	0.0	0.0	0.0	0.0	0.0	0.0	0.0	0.0	0.0	0.0	0.0
110°	0.0	0.0	0.0	0.0	0.0	0.0	0.0	0.0	0.0	0.0	0.0



REPORT NUMBER: P271791

CATALOG NUMBER: ISW-AF-1000-LED-E1-RW-7027

CANDELA DISTRIBUTION (continued):

	0°	5°	15°	25°	35°	37.5°	40°	42.5°	45°	47.5°	50°
112.5°	0.0	0.0	0.0	0.0	0.0	0.0	0.0	0.0	0.0	0.0	0.0
115°	0.0	0.0	0.0	0.0	0.0	0.0	0.0	0.0	0.0	0.0	0.0
117.5°	0.0	0.0	0.0	0.0	0.0	0.0	0.0	0.0	0.0	0.0	0.0
120°	0.0	0.0	0.0	0.0	0.0	0.0	0.0	0.0	0.0	0.0	0.0
122.5°	0.0	0.0	0.0	0.0	0.0	0.0	0.0	0.0	0.0	0.0	0.0
125°	0.0	0.0	0.0	0.0	0.0	0.0	0.0	0.0	0.0	0.0	0.0
127.5°	0.0	0.0	0.0	0.0	0.0	0.0	0.0	0.0	0.0	0.0	0.0
130°	0.0	0.0	0.0	0.0	0.0	0.0	0.0	0.0	0.0	0.0	0.0
132.5°	0.0	0.0	0.0	0.0	0.0	0.0	0.0	0.0	0.0	0.0	0.0
135°	0.0	0.0	0.0	0.0	0.0	0.0	0.0	0.0	0.0	0.0	0.0
137.5°	0.0	0.0	0.0	0.0	0.0	0.0	0.0	0.0	0.0	0.0	0.0
140°	0.0	0.0	0.0	0.0	0.0	0.0	0.0	0.0	0.0	0.0	0.0
142.5°	0.0	0.0	0.0	0.0	0.0	0.0	0.0	0.0	0.0	0.0	0.0
145°	0.0	0.0	0.0	0.0	0.0	0.0	0.0	0.0	0.0	0.0	0.0
147.5°	0.0	0.0	0.0	0.0	0.0	0.0	0.0	0.0	0.0	0.0	0.0
150°	0.0	0.0	0.0	0.0	0.0	0.0	0.0	0.0	0.0	0.0	0.0
152.5°	0.0	0.0	0.0	0.0	0.0	0.0	0.0	0.0	0.0	0.0	0.0
155°	0.0	0.0	0.0	0.0	0.0	0.0	0.0	0.0	0.0	0.0	0.0
157.5°	0.0	0.0	0.0	0.0	0.0	0.0	0.0	0.0	0.0	0.0	0.0
160°	0.0	0.0	0.0	0.0	0.0	0.0	0.0	0.0	0.0	0.0	0.0
162.5°	0.0	0.0	0.0	0.0	0.0	0.0	0.0	0.0	0.0	0.0	0.0
165°	0.0	0.0	0.0	0.0	0.0	0.0	0.0	0.0	0.0	0.0	0.0
167.5°	0.0	0.0	0.0	0.0	0.0	0.0	0.0	0.0	0.0	0.0	0.0
170°	0.0	0.0	0.0	0.0	0.0	0.0	0.0	0.0	0.0	0.0	0.0
172.5°	0.0	0.0	0.0	0.0	0.0	0.0	0.0	0.0	0.0	0.0	0.0
175°	0.0	0.0	0.0	0.0	0.0	0.0	0.0	0.0	0.0	0.0	0.0
177.5°	0.0	0.0	0.0	0.0	0.0	0.0	0.0	0.0	0.0	0.0	0.0
180°	0.0	0.0	0.0	0.0	0.0	0.0	0.0	0.0	0.0	0.0	0.0



REPORT NUMBER: P271791

CATALOG NUMBER: ISW-AF-1000-LED-E1-RW-7027

CANDELA DISTRIBUTION (continued):

	52.5°	55°	57.5°	60°	62.5°	65°	67.5°	70°	72.5°	75°	77.5°
0°	596.3	596.3	596.3	596.3	596.3	596.3	596.3	596.3	596.3	596.3	596.3
2.5°	594.7	596.9	593.9	596.9	591.6	596.3	592.4	596.9	593.2	596.9	592.4
5°	598.5	604.6	597.7	606.2	596.3	606.2	597.7	606.9	599.3	606.9	598.5
7.5°	604.6	615.2	606.2	616.9	604.6	618.3	606.9	619.9	608.4	620.5	607.6
10°	612.3	626.0	613.7	627.5	613.0	629.0	614.5	631.3	616.1	632.9	616.9
12.5°	619.1	636.7	623.0	641.2	625.2	644.4	627.5	648.8	630.6	652.7	632.0
15°	632.0	655.0	637.4	659.5	641.2	663.4	645.1	669.5	648.8	674.1	652.7
17.5°	648.8	674.1	655.8	678.0	658.1	682.4	662.6	687.0	666.5	692.4	668.7
20°	671.8	696.9	678.0	699.3	680.2	702.4	682.4	704.6	687.0	709.2	688.6
22.5°	697.7	721.4	700.8	722.1	700.8	721.4	702.4	722.1	704.6	725.2	706.9
25°	729.1	751.2	730.5	748.8	727.4	745.9	727.4	745.9	729.9	747.4	733.6
27.5°	772.5	789.3	768.1	784.0	761.1	777.1	758.0	774.1	758.8	774.1	760.3
30°	821.4	836.7	812.2	825.3	800.0	812.2	791.7	805.4	789.3	803.8	793.1
32.5°	874.8	887.1	862.6	873.3	847.3	858.0	836.0	845.0	831.3	840.5	833.5
35°	934.3	946.6	921.4	931.4	905.4	914.6	892.4	897.0	883.2	889.3	883.2
37.5°	1005.3	1016.1	987.1	996.2	967.9	979.4	952.7	957.2	940.4	944.3	932.1
40°	1081.6	1093.1	1058.8	1067.9	1032.8	1045.9	1016.1	1019.0	996.2	1000.0	980.9
42.5°	1164.1	1174.8	1132.1	1139.7	1098.4	1112.2	1077.2	1083.3	1055.8	1059.6	1035.2
45°	1255.0	1261.1	1213.8	1219.1	1169.5	1183.2	1139.1	1150.4	1117.6	1125.3	1097.0
47.5°	1339.7	1351.9	1300.0	1304.6	1251.2	1259.6	1208.4	1223.7	1188.5	1200.0	1165.7
50°	1436.7	1445.8	1396.2	1397.0	1345.1	1348.2	1290.9	1306.1	1268.0	1280.3	1243.5
52.5°	1535.9	1542.0	1488.6	1493.9	1442.8	1448.2	1390.8	1397.0	1352.7	1363.4	1327.5
55°	1632.1	1633.7	1589.4	1587.8	1539.8	1549.7	1486.3	1500.1	1447.3	1458.8	1418.3
57.5°	1728.2	1733.7	1692.5	1693.9	1645.9	1652.7	1595.5	1605.5	1555.8	1569.5	1519.1
60°	1829.8	1846.6	1806.1	1811.5	1765.7	1779.5	1709.9	1722.9	1668.7	1690.9	1636.7
62.5°	1894.7	1957.4	1949.7	1958.0	1914.6	1921.5	1849.7	1870.3	1805.4	1821.4	1765.7
65°	1771.1	1924.5	2002.3	2087.9	2090.2	2112.3	2042.8	2050.4	1985.5	1981.8	1916.2
67.5°	1443.6	1632.8	1764.2	1939.8	2062.7	2180.9	2223.8	2234.4	2199.3	2162.0	2087.9
70°	871.1	1077.9	1271.0	1477.9	1671.8	1884.8	2065.7	2191.0	2300.1	2294.7	2305.4
72.5°	344.3	516.1	645.1	838.9	1031.3	1267.1	1467.2	1643.6	1831.4	1946.6	2096.3
75°	135.8	179.4	209.9	318.3	410.0	585.5	761.9	857.3	1004.7	1105.4	1209.2
77.5°	97.7	106.9	108.3	125.9	132.8	184.0	215.2	248.1	279.5	299.2	295.5
80°	75.5	81.7	81.7	89.3	88.6	98.5	96.2	105.3	104.7	112.2	106.9
82.5°	56.5	60.3	60.3	66.5	66.5	72.5	71.0	77.2	74.8	80.2	74.8
85°	36.7	40.4	40.4	43.5	42.0	48.1	47.3	51.9	49.7	51.9	48.1
87.5°	20.6	22.9	23.6	25.9	23.6	28.3	27.5	29.7	27.5	29.7	28.3
90°	3.1	4.6	3.1	4.6	2.2	6.8	3.9	7.6	2.2	9.2	3.9
92.5°	0.0	0.0	0.0	0.0	0.0	0.0	0.0	0.0	0.0	0.0	0.0
95°	0.0	0.0	0.0	0.0	0.0	0.0	0.0	0.0	0.0	0.0	0.0
97.5°	0.0	0.0	0.0	0.0	0.0	0.0	0.0	0.0	0.0	0.0	0.0
100°	0.0	0.0	0.0	0.0	0.0	0.0	0.0	0.0	0.0	0.0	0.0
102.5°	0.0	0.0	0.0	0.0	0.0	0.0	0.0	0.0	0.0	0.0	0.0
105°	0.0	0.0	0.0	0.0	0.0	0.0	0.0	0.0	0.0	0.0	0.0
107.5°	0.0	0.0	0.0	0.0	0.0	0.0	0.0	0.0	0.0	0.0	0.0
110°	0.0	0.0	0.0	0.0	0.0	0.0	0.0	0.0	0.0	0.0	0.0



REPORT NUMBER: P271791

CATALOG NUMBER: ISW-AF-1000-LED-E1-RW-7027

CANDELA DISTRIBUTION (continued):

	52.5°	55°	57.5°	60°	62.5°	65°	67.5°	70°	72.5°	75°	77.5°
112.5°	0.0	0.0	0.0	0.0	0.0	0.0	0.0	0.0	0.0	0.0	0.0
115°	0.0	0.0	0.0	0.0	0.0	0.0	0.0	0.0	0.0	0.0	0.0
117.5°	0.0	0.0	0.0	0.0	0.0	0.0	0.0	0.0	0.0	0.0	0.0
120°	0.0	0.0	0.0	0.0	0.0	0.0	0.0	0.0	0.0	0.0	0.0
122.5°	0.0	0.0	0.0	0.0	0.0	0.0	0.0	0.0	0.0	0.0	0.0
125°	0.0	0.0	0.0	0.0	0.0	0.0	0.0	0.0	0.0	0.0	0.0
127.5°	0.0	0.0	0.0	0.0	0.0	0.0	0.0	0.0	0.0	0.0	0.0
130°	0.0	0.0	0.0	0.0	0.0	0.0	0.0	0.0	0.0	0.0	0.0
132.5°	0.0	0.0	0.0	0.0	0.0	0.0	0.0	0.0	0.0	0.0	0.0
135°	0.0	0.0	0.0	0.0	0.0	0.0	0.0	0.0	0.0	0.0	0.0
137.5°	0.0	0.0	0.0	0.0	0.0	0.0	0.0	0.0	0.0	0.0	0.0
140°	0.0	0.0	0.0	0.0	0.0	0.0	0.0	0.0	0.0	0.0	0.0
142.5°	0.0	0.0	0.0	0.0	0.0	0.0	0.0	0.0	0.0	0.0	0.0
145°	0.0	0.0	0.0	0.0	0.0	0.0	0.0	0.0	0.0	0.0	0.0
147.5°	0.0	0.0	0.0	0.0	0.0	0.0	0.0	0.0	0.0	0.0	0.0
150°	0.0	0.0	0.0	0.0	0.0	0.0	0.0	0.0	0.0	0.0	0.0
152.5°	0.0	0.0	0.0	0.0	0.0	0.0	0.0	0.0	0.0	0.0	0.0
155°	0.0	0.0	0.0	0.0	0.0	0.0	0.0	0.0	0.0	0.0	0.0
157.5°	0.0	0.0	0.0	0.0	0.0	0.0	0.0	0.0	0.0	0.0	0.0
160°	0.0	0.0	0.0	0.0	0.0	0.0	0.0	0.0	0.0	0.0	0.0
162.5°	0.0	0.0	0.0	0.0	0.0	0.0	0.0	0.0	0.0	0.0	0.0
165°	0.0	0.0	0.0	0.0	0.0	0.0	0.0	0.0	0.0	0.0	0.0
167.5°	0.0	0.0	0.0	0.0	0.0	0.0	0.0	0.0	0.0	0.0	0.0
170°	0.0	0.0	0.0	0.0	0.0	0.0	0.0	0.0	0.0	0.0	0.0
172.5°	0.0	0.0	0.0	0.0	0.0	0.0	0.0	0.0	0.0	0.0	0.0
175°	0.0	0.0	0.0	0.0	0.0	0.0	0.0	0.0	0.0	0.0	0.0
177.5°	0.0	0.0	0.0	0.0	0.0	0.0	0.0	0.0	0.0	0.0	0.0
180°	0.0	0.0	0.0	0.0	0.0	0.0	0.0	0.0	0.0	0.0	0.0



REPORT NUMBER: P271791

CATALOG NUMBER: ISW-AF-1000-LED-E1-RW-7027

CANDELA DISTRIBUTION (continued):

	80°	82.5°	85°	87.5°	90°
0°	596.3	596.3	596.3	596.3	596.3
2.5°	596.3	594.7	597.7	593.2	596.9
5°	606.9	600.0	608.4	600.0	607.6
7.5°	621.4	609.9	622.2	609.9	622.2
10°	635.1	616.1	635.9	617.6	636.7
12.5°	655.8	632.9	658.7	633.7	658.7
15°	678.7	652.7	681.7	653.4	683.3
17.5°	696.9	671.8	700.0	671.8	700.8
20°	712.3	692.4	716.1	692.4	718.4
22.5°	729.9	715.3	734.4	715.3	738.9
25°	752.7	742.8	758.0	744.2	761.1
27.5°	779.4	772.5	784.8	774.9	787.8
30°	810.7	808.5	814.5	809.9	817.5
32.5°	845.8	851.1	851.1	851.1	854.2
35°	897.0	901.6	901.6	903.1	903.9
37.5°	945.8	953.6	952.7	955.0	955.0
40°	997.0	1006.9	1006.9	1006.9	1008.4
42.5°	1053.4	1064.1	1065.7	1061.1	1064.1
45°	1116.9	1120.6	1124.5	1122.2	1127.6
47.5°	1184.8	1188.5	1191.6	1188.5	1197.0
50°	1264.9	1264.2	1272.6	1264.2	1276.4
52.5°	1349.0	1355.8	1361.1	1352.7	1361.1
55°	1443.6	1441.3	1458.8	1447.3	1458.8
57.5°	1547.4	1547.4	1564.9	1554.2	1567.3
60°	1670.3	1660.3	1684.8	1667.3	1684.8
62.5°	1794.7	1777.2	1804.7	1789.3	1812.3
65°	1938.3	1913.0	1939.0	1919.2	1939.8
67.5°	2083.3	2054.2	2062.7	2052.8	2064.1
70°	2269.6	2265.7	2255.8	2284.7	2259.7
72.5°	2072.6	2116.9	2081.0	2150.5	2103.1
75°	1273.3	1355.0	1400.1	1471.1	1459.6
77.5°	301.5	268.0	295.5	264.9	298.5
80°	111.5	101.5	106.1	92.3	103.0
82.5°	76.4	66.5	64.0	51.1	55.0
85°	48.9	39.6	36.7	30.5	33.6
87.5°	29.0	22.2	20.6	17.6	18.3
90°	8.4	3.1	6.1	1.5	5.3
92.5°	0.0	0.0	0.0	0.0	0.0
95°	0.0	0.0	0.0	0.0	0.0
97.5°	0.0	0.0	0.0	0.0	0.0
100°	0.0	0.0	0.0	0.0	0.0
102.5°	0.0	0.0	0.0	0.0	0.0
105°	0.0	0.0	0.0	0.0	0.0
107.5°	0.0	0.0	0.0	0.0	0.0
110°	0.0	0.0	0.0	0.0	0.0



REPORT NUMBER: P271791

CATALOG NUMBER: ISW-AF-1000-LED-E1-RW-7027

CANDELA DISTRIBUTION (continued):

	80°	82.5°	85°	87.5°	90°
112.5°	0.0	0.0	0.0	0.0	0.0
115°	0.0	0.0	0.0	0.0	0.0
117.5°	0.0	0.0	0.0	0.0	0.0
120°	0.0	0.0	0.0	0.0	0.0
122.5°	0.0	0.0	0.0	0.0	0.0
125°	0.0	0.0	0.0	0.0	0.0
127.5°	0.0	0.0	0.0	0.0	0.0
130°	0.0	0.0	0.0	0.0	0.0
132.5°	0.0	0.0	0.0	0.0	0.0
135°	0.0	0.0	0.0	0.0	0.0
137.5°	0.0	0.0	0.0	0.0	0.0
140°	0.0	0.0	0.0	0.0	0.0
142.5°	0.0	0.0	0.0	0.0	0.0
145°	0.0	0.0	0.0	0.0	0.0
147.5°	0.0	0.0	0.0	0.0	0.0
150°	0.0	0.0	0.0	0.0	0.0
152.5°	0.0	0.0	0.0	0.0	0.0
155°	0.0	0.0	0.0	0.0	0.0
157.5°	0.0	0.0	0.0	0.0	0.0
160°	0.0	0.0	0.0	0.0	0.0
162.5°	0.0	0.0	0.0	0.0	0.0
165°	0.0	0.0	0.0	0.0	0.0
167.5°	0.0	0.0	0.0	0.0	0.0
170°	0.0	0.0	0.0	0.0	0.0
172.5°	0.0	0.0	0.0	0.0	0.0
175°	0.0	0.0	0.0	0.0	0.0
177.5°	0.0	0.0	0.0	0.0	0.0
180°	0.0	0.0	0.0	0.0	0.0

(END OF REPORT)